

# PHOTOFACT® Technical Service Data

SET 4028


## INDEX

|                                    |   |
|------------------------------------|---|
| GridTrace Location                 |   |
| Main Board .....                   | 3 |
| High Voltage Shutdown Test .....   | 1 |
| IC Functions .....                 | 1 |
| Important Parts Information .....  | 4 |
| Miscellaneous Adjustments .....    | 1 |
| Parts List .....                   | 4 |
| Placement Chart .....              | 1 |
| <i>Safety Precautions</i> .....    | 1 |
| Schematic Component Location ..... | 1 |
| Schematic Notes .....              | 4 |
| Schematics                         |   |
| Audio .....                        | 2 |
| Power Supply .....                 | 2 |
| System Control .....               | 1 |
| Television .....                   | 2 |
| Test Equipment .....               | 4 |
| Test Jig Hookup .....              | 1 |
| Troubleshooting .....              | 1 |
| Tuner Information .....            | 4 |

MODEL AV-27820

**JVC**  
Model AV-27820

F IN2982



Complete coverage  
for servicing a television receiver...

- Schematics
- Component locations
- Parts list
- Troubleshooting guide

For Supplier Address,  
See PHOTOFACT Annual Index

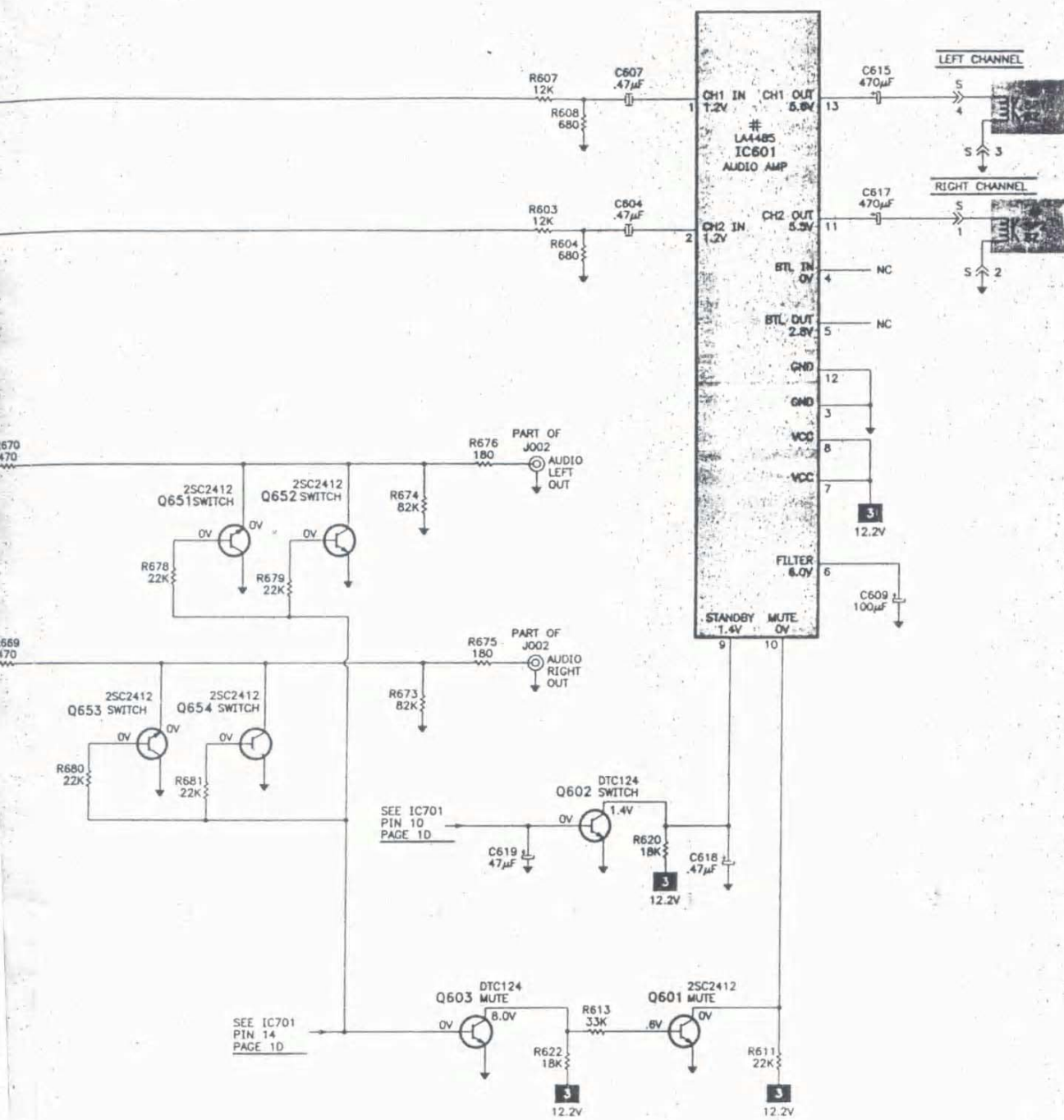


**HOWARD W. SAMs & COMPANY**

SEPTEMBER 1998 SET 4028

JVC





JVC

MODEL AV-27820

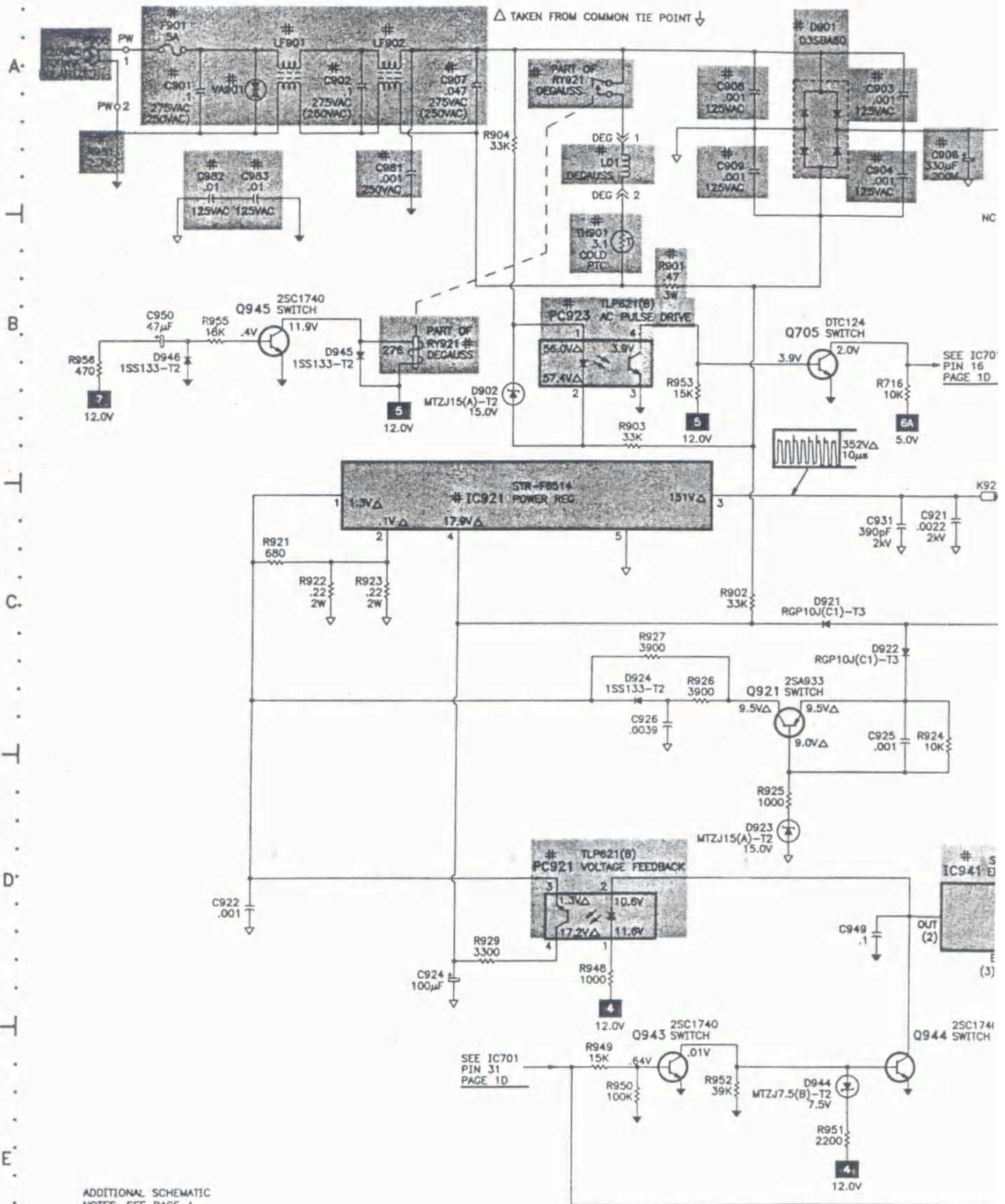
ADDITIONAL SCHEMATIC  
NOTES, SEE PAGE 4

PHOTOFACT STANDARD NOTATION SCHEMATIC

WITH PHOTOFACT

© PHOTOFAC, INC. SCHEMATIC & CO., 1980





ADDITIONAL SCHEMATIC  
NOTES, SEE PAGE 4

A PHOTOFACT STANDARD NOTATION SCHEMATIC

WITH **CIRCUITRACE<sup>®</sup>**

© Howard W. Sams & Co. 1998

## PLYSCHEMATIC

